

**SV GLOBAL MILL LIMITED**

Regd office: New no.5/1 Old.3/1, CIT Colony, 6th Cross street, Mylapore, Chennai - 600004

Statement of assets and liabilities		As at	As at
Particulars		30.09.2015	31.03.2015
		unaudited	Audited
<b>A</b>	<b>EQUITY AND LIABILITIES</b>		
1	Shareholders' funds		
	(a) Share capital	111,793,050	231,305,630
	(b) Reserves and surplus	1,469,658,759	1,472,231,063
	<b>Sub-Total - Shareholders' funds</b>	<b>1,581,451,809</b>	<b>1,703,536,693</b>
2	<b>Non-current liabilities</b>		
	(a) Long-term borrowings	802,241	5,910,784
	(b) Deferred tax liabilities	--	--
	<b>Sub-Total- Non-current Liabilities</b>	<b>802,241</b>	<b>5,910,784</b>
3	<b>Current liabilities</b>		
	(a) Other current liabilities	8,523,516	4,714,273
	(b) Dividend payable on preference shares	172,092	87,473,022
	<b>Sub-Total- Current Liabilities</b>	<b>8,695,608</b>	<b>92,187,295</b>
	<b>TOTAL-EQUITY AND LIABILITIES</b>	<b>1,590,949,658</b>	<b>1,801,634,772</b>
<b>B</b>	<b>ASSETS</b>		
1	<b>Non-Current Assets</b>		
	(a) Fixed assets including work in progress	60,576,996	41,129,192
	(b) Non-current investments	1,000	1,000
	(c) Long-term loans and advances	574,773,201	548,419,601
	<b>Sub-total-Non-current assets</b>	<b>635,351,197</b>	<b>589,549,793</b>
2	<b>Current Assets</b>		
	(a) Inventories	91,313,239	91,313,239
	(b) Cash and cash equivalents	856,213,498	55,484,237
	(c) Other current assets	8,071,724	1,065,287,503
	<b>Sub-total-Current assets</b>	<b>955,598,461</b>	<b>1,212,084,979</b>
	<b>TOTAL - ASSETS</b>	<b>1,590,949,658</b>	<b>1,801,634,772</b>

**S V GLOBAL MILL LIMITED**

Regd office: New no.5/1 Old 3/1, CIT Colony, 6th Cross street, Mylapore, Chennai - 600004

CIN : L17100TN2007PLC065226

E-mail:

svglobal55@gmail.com

**STATEMENT OF AUDITED FINANCIAL RESULTS FOR THE QUARTER/HALF YEAR ENDED 30th SEPTEMBER 2015.**

in Rs.

	Quarter Ended			Half Year ended		Year ended
	30.09.2015 (Un Audited)	30.06.2015 (Un Audited)	30.09.2014 (Un Audited)	30.09.2015 (Un Audited)	30.09.2014 (Un Audited)	31.03.2015 Audited
1	Income from Operations					
	Net Sales/Income from operations (Net of excise duty)					
	--	--	--	--	--	
	Other operating Income					
	--	--	--	--	--	
	Total Income from Operation (net)					
2	Expenses					
	(a) Cost of materials Consumed					
	(b) Purchase of stock-in- Trade					
	(c) Change in inventories of finished goods, work-in-progress and stock in trade					
	(d) Employee benefits Expenses					
	1,288,474	1,228,706	777,018	2,517,180	1,341,286	3074397
	(e) Depreciation and amortization expenses					
	211,978	209,452	134,231	421,430	253,353	2432961
	i) Legal expenses					
	3,181,000	1,075,600	70,000	4,256,600	70,000	5055918
	ii) Security charges					
	296,115	456,461	581,996	752,576	986,888	1899635
	iii) Repairs to Buildings					
	1,830,655	378,784	1,535,900	2,209,439	3,591,002	2557360
	(f) Other Expenses					
	3,255,699	2,048,846	2,591,499	5,304,545	4,617,864	10154524
	(Any expenses exceeding 10% of the total expenses relating to continuing operations to be shown separately)					
	10,063,921	5,397,849	5,690,644	15,461,770	10,860,393	25,174,795
3	Profit/(Loss) from Operations before other income, finance costs and exceptional items (1-2)					
	(10,063,921)	(5,397,849)	(5,690,644)	(15,461,770)	(10,860,393)	(25174795)
4	Other Income					
	16,529,468	19,107,051	10,559,747	35,636,519	16,094,853	1458871232
5	Profit/Loss (-)from ordinary activities before finance cost and exceptional items (3+4)					
	6,465,547	13,709,202	4,869,103	20,174,749	5,234,460	1433696437
6	Finance Cost					
7	Profit / (Loss) from ordinary activities after finance cost but before exceptional items (5-6)					
	6,465,547	13,709,202	4,869,103	20,174,749	5,234,460	1433696437
8	Exceptional Items					
9	Profit / (Loss) from ordinary activities before tax (7+8)					
	6,465,547	13,709,202	4,869,103	20,174,749	5,234,460	1433696437
10	Tax Expenses					
	i) Current tax					
	-	3,534,337	815,040	3,534,337	815,040	1555872
	ii) Mat credit entitlement					
	iii) Deferred tax (Net)					
	-					(24042)
11	Net Profit / (Loss) from Ordinary					


	activities after tax (9-10)	6,465,547	10,174,865	4,054,063	16,640,412	4,419,420	1432164607
12	Extraordinary items(net of tax expense Rs . . )						
13	Net Profit / (Loss) for the period	6,465,547	10,174,865	4,054,063	16,640,412	4,419,420	1432164607
14	Share of profit/(oss) of associates *	--	--	--	--	--	--
15	Minority Interest*	--	--	--	--	--	--
16	Net Profit/(Loss) after taxes, Minority interest and share of profit /(Loss) of associates (13+14+15)	6,465,547	10,174,865	4,054,063	16,640,412	4,419,420	1432164607
17	Paid up equity share capital (Face Value of the Share Rs.5/- each)					111,597,050	111597050
18	Reserves excluding revaluation reserves as per Balance Sheet					132,773,932	1472231063
19	Earnings per share** (no extraordinary items)						
	(i) Basic	**0.290	**0.456	**0.182	0.746	0.198	60.248
	(ii) Diluted	**0.290	**0.456	**0.182	0.746	0.198	60.248
	**Actual for the quarter not annualised						

**PART II - Select Information for the Quarter/Half year ended 30.09.2015**

	Quarter Ended			Half Year Ended		Year ended
	30.09.2015 (Unaudited)	30.06.2015 (Unaudited)	30.09.2014 (Unaudited)	30.09.2015 (Unaudited)	30.09.2014 (Unaudited)	31.03.2015 Audited
<b>A</b>	<b>PARTICULARS OF SHAREHOLDING</b>					
<b>1</b>	<b>Public Shareholding</b>					
-Number of shares	5,627,494	5,627,494	5,627,494	5,627,494	5,627,494	5,627,494
-Percentage of shareholding	25.213	25.213	25.213	25.213	25.213	25.213
<b>2</b>	<b>Promoters and Promoter Group Shareholding</b>					
(a) Pledged / Encumbered						
-Number of shares	-	-	-	-	-	-
-Percentage of shares	-	-	-	-	-	-
(b) Non-encumbered						
-Number of shares	16,691,916	16,691,916	16,691,916	16,691,916	16,691,916	16,691,916
-Percentage of shares (as a % of the total shareholding of promoter and promoter group)	100.00	100.00	100.00	100.00	100.00	100.00
-Percentage of shares (as a % of the total share capital of the Company)	74.787	74.787	74.787	74.787	74.787	74.787
<b>B</b>	<b>INVESTORS COMPLAINTS</b>					
Pending at the beginning of the Quarter			Quarter Ended 30.09.2015			
Received during the Quarter			Nil			
Disposed off during the Quarter			Nil			
Remaining unsolved at the end of the Quarter			Nil			

**Notes:**

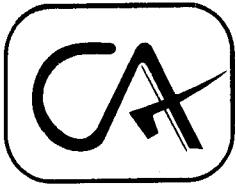
- The above audited Financial Results, have been reviewed by the Audit Committee and approved by the Board of Directors at its meeting held on 30.10.2015
- During the year 2013-14, land to the extent of 3 acres and 16 Guntas located at Bangalore and owned by the company was acquired by the Government of Karnataka for public purpose. The Company was entitled to Compensation under the Right to Fair Compensation and Transparency in Land Acquisition Rehabilitation and Resettlement Act, 2013 (LARR 2013) and received a compensation amount of Rs. 142.56 crores. The company has filed a fresh application with the appropriate authority of Government of Karnataka seeking enhancement of compensation.
- The Company operates only in one segment viz. Real estate development Activities.
- The figures for the previous periods / year have been regrouped wherever necessary.



For S V GLOBAL MILL LIMITED

Place : Chennai  
Date : 30.10.2015

Chairman



*P.B. Vijayaraghavan & Co.,*

**Chartered Accountants**

14, (Old No. 27) Cathedral Garden Road,  
Nungambakkam, Chennai - 600 034.

Tel : +91-44-2826 3918 / 3490

Mobile : +91-098401 88734


Fax : +91-44-2827 6519


e-mail : admin@pbv.co.in

## REVIEW REPORT

We have reviewed the accompanying statement of unaudited financial results of *SV Global Mill Limited* for the period ended 30<sup>th</sup> September 2015 except for the disclosures regarding 'Public Shareholding' and 'Promoter and Promoter Group Shareholding' which have been traced from disclosures made by the management and have not been audited by us. This statement is the responsibility of the Company's Management and has been approved by the Board of Directors. Our responsibility is to issue a report on these financial statements based on our review.

We conducted our review in accordance with the Standard on Review Engagement (SRE) 2410, *Review of Interim Financial Information performed by Independent Auditor of the Entity* issued by the Institute of Chartered Accountants of India. This standard requires that we plan and perform the review to obtain moderate assurance as to whether the financial statements are free of material misstatement. A review is limited primarily to inquiries of company personnel and analytical procedures applied to financial data and thus provide less assurance than an audit. We have not performed an audit and accordingly, we do not express an audit opinion.





*P.B. Vijayaraghavan & Co.,*

**Chartered Accountants**

14, (Old No. 27) Cathedral Garden Road,  
Nungambakkam, Chennai - 600 034.

Tel : +91-44-2826 3918 / 3490

Mobile : +91-098401 88734

Fax : +91-44-2827 6519

e-mail : admin@pbv.co.in

Based on our review conducted as above, nothing has come to our attention that causes us to believe that the accompanying statement of unaudited financial results prepared in accordance with recognition and measurement principles laid down in Accounting Standard 25 "Interim Financial Reporting" specified under section 133 of Companies Act 2013, read with Rule 7 of Companies (Accounts) Rules, 2014 and other recognized accounting practices and policies has not disclosed the information required to be disclosed in terms of Clause 41 of the Listing Agreement including the manner in which it is to be disclosed, or that it contains any material misstatement.

Place: Chennai

Date: October 30, 2015

**P. B. Vijayaraghavan & Co.,**  
**Chartered Accountants**

**FRN: 004721S**

**P. B. Srinivasan**

**Partner**

**M. No: 203774**

